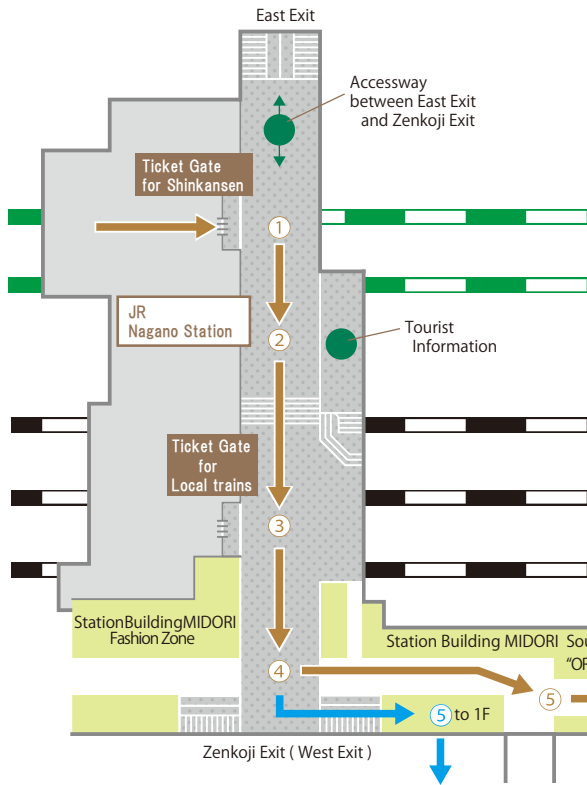


## Directions from JR Nagano Station to the Hotel (5:30 a.m.~00:30 a.m.)

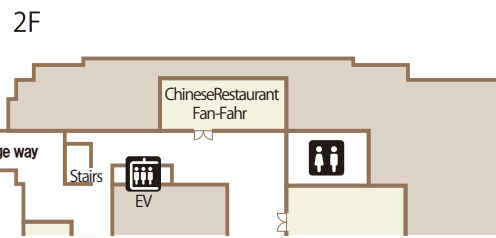


1 From the ticket gate for Shinkansen. Go to the right toward to Zenkoji Exit.



2 Go straight toward to Zenkoji Exit.

※ The route ④~⑥ is available between 5:30 a.m. to 00:30 a.m.  
Go to the route ⑤~⑨ when the MIDORI is closed.



3 [From the ticket gate for local trains] Go to the right toward to Zenkoji Exit.



4 Go into the "MIDORI" (Souvenir zone "ORAOH") on the Left.

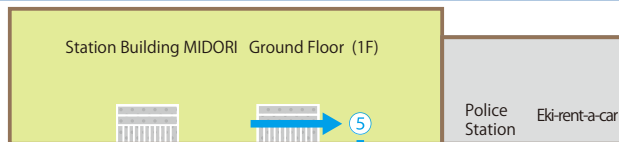


5 Follow the passage way.



6 Our hotel is at the end of the passage way. The front desk is on the ground floor.

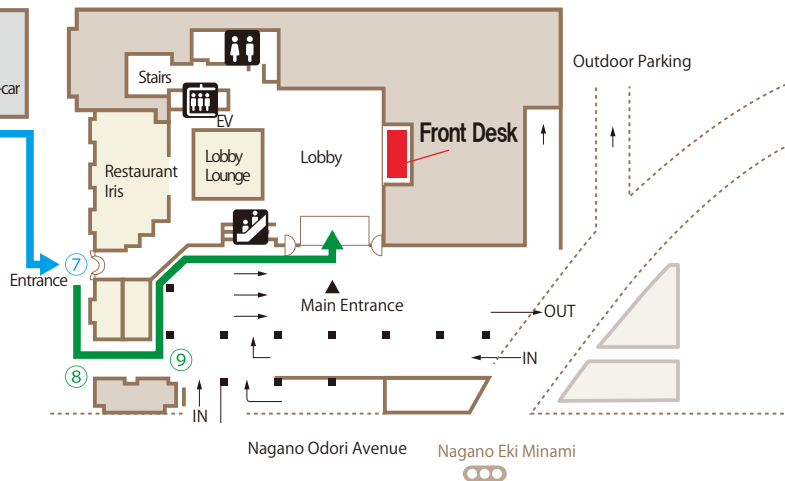
## Directions from Zenkoji Exit. Station Square to the Hotel.



5 At the end of the accessway. Go down to the ground floor (1F), using the escalator, the lift or stairs on the left.




6 Go to the left after getting out to the Station Square.



7 The hotel is ahead. There is an entrance on the right.



8 [Guests with wheelchair] After passing the entrance, turn left and go through the slope.



9 The main entrance is on the left in the back.